



ELF Book 2 Unit Test (Unit 17)

Date:

Class:

Student Name:

[1~2] 빈칸에 들어갈 알맞은 단어를 고르세요.



1. Don't _____ your face.

① **hide**

② heat

③ put on



2. Please cut the apple in _____

① part

② piece

③ **half**

3. 다음 중 밑줄 친 단어와 의미가 비슷한 것을 고르세요.

She has thin legs.

① not strong

② not big

③ not dark

④ **not thick**

4. 다음 문장들 중에서 명령문을 고르세요.

① You can be a good student.

② We don't have a house.

③ **Wash your hands before meals.**

④ Can you speak English?

5. 주어진 문장이 명령문이 되도록 맞는 것을 골라 동그라미 하세요.

(1) (**Be**, Are) nice to others.

(2) (**Ask**, Asks) your teachers for help.

6. 다음 글의 내용과 일치하는 것을 고르세요.

Tom: Sally, walk slowly, please. I can't catch you.

Sally: We are late for class, again.

Tom: Sorry, that's my fault.

Sally: Get up early in the morning.

Tom: I watch TV shows at night. They are so interesting.

Sally: That's not good for you.

Tom: But they are my favorite shows. I can't miss them.

Sally: Then set your alarm clock, and get up early!

① **Tom과 Sally가 수업에 늦었다.**

② Sally는 아침에 늦게 일어난다.

- ③ Tom은 아침에 TV를 본다.
 ④ 밤 늦게 TV를 보는 것은 좋다.




[7~8] 다음 글을 읽고 물음에 답하세요.

Lemons have vitamin C. (a) It can hide your secret. How? First, make the lemon juice. Write a letter with the lemon juice. Then dry the paper. You cannot see anything on the paper. Then how can you read letter? Heat the paper, and then you can read (b) it.

7. 밑줄 친 it이 의미하는 것으로 옳게 짝지어진 것을 고르세요.

- | (a) | (b) |
|--------------------|---------------|
| ① vitamin C | secret |
| ② vitamin C | letter |
| ③ lemons | letter |
| ④ lemons | secret |

8. 비밀 편지를 만드는 방법을 순서대로 쓰세요.

(1)	(2)	(3)	
			<u> (1) </u> ⇒ <u> (3) </u> ⇒ <u> (2) </u>

[9~10] 명령문으로 바꾸세요.

9. I am quiet in the library.

▶ Be quiet in the library.

10. She goes to bed

▶ Go to bed.